

C.P.R.  
for  
T.B.D.E.

CRITICAL PHRASE RECALL

FOR

TEMPORARILY BRAIN-DEAD

EVALUATORS

## EVALUATORS' SEMINAR CONVENTION 1994

Presiding: Marilyn Holmberg, CM Evaluator Chair, South

Here is a list of phrases which may be helpful for you in CM evaluations. The phrases have been compiled from various lists including Guild and the National Federation of Music Clubs. The list is meant only as a guide and is far from definitive. You may use the list as a reference when putting together your own comments, or you may entirely ignore it. But please remember: **BE CONSTRUCTIVE AND POSITIVE IN YOUR COMMENTS BECAUSE WHAT YOU WRITE CAN MAKE A REAL DIFFERENCE IN A STUDENT'S LIFE.** You can give him the motivation to keep on practicing and improving himself, or yours can be the final words that turn him into an ex-piano student.

### I. ACCURACY

#### A. Time Values

1. Do work on the counting.
2. Make yourself count evenly.
3. What super counting you've done! The syncopated section was right on!

#### B. Correct notes

1. Be sure your notes are all correct in the cadenza.

#### C. Rests

1. Rests are important, too.
2. Be sure to get off rests in left hand.
3. Getting off the rests gives this piece a light, airy feeling.

#### D. Tempo

1. Control your tempo.
2. I feel nerves rushed you a bit.
3. Your tempo made me cheerfull!
4. Good tempo for this piece.
5. Nice waltz tempo.
6. Very lively, just as a bourree should be!
7. Excellent choice of tempo; well maintained throughout.
8. A slightly faster tempo will give this piece more spirit.

### II. ARTICULATION

1. Good attention to staccato and legato.
2. Listen for exact "togetherness" of hands.
3. Accent more and be more animated and playful.
4. Enjoy your crisp staccatos.
5. How about a snappier staccato?
6. Good touch contrasts between slurs and staccatos.

### III. DYNAMICS

1. I liked the controlled soft beginning.
2. Dynamic shading made it sound interesting.
3. More dynamic contrast needed.
4. Fine job of shading louds and softs.
5. Dynamics showed much control and understanding.
6. Good dynamic contrasts.
7. Excellent use of terraced dynamics.

#### IV. EXPRESSION / INTERPRETATION

##### A. Style

1. Made me feel like dancing!
2. I like your flair.
3. You really captured the Spanish flavor.
4. Played with such style and power.
5. Good Mozart sound!
6. Good style and touch for this piece!
7. You have a nice, crisp "bouncy" feel in this piece.
8. You play the piece with such drive and enthusiasm!

##### B. Balance (melody - accompaniment)

1. I would like a lighter left hand.
2. Good balance between the hands.

##### C. Clear voices

1. You bring out the voices in your fugue very clearly

##### D. Feeling

1. Fine interpretation!
2. You painted a musical picture.
3. Involve yourself with the music.
4. Your rubatos are beautifully done!
5. You play with much expressiveness and musicality.

##### E. Ornaments

1. Your ornaments were superb!
2. So clean and unobtrusive!
3. Be careful the ornaments don't protrude or interrupt the melodic or rhythmic line.

#### V. MEMORY

1. Nerves---you play too well to let them take charge.
2. We all forget sometimes!
3. Memorize thoroughly so you feel secure.
4. Terrific recovery!
5. Secure memorization.
6. You recovered well from memory slip.
7. Nerves can happen to anyone!

#### VI. MOOD

1. You created the heavy image called for in this piece.
2. Your piece was descriptive.
3. Nice feel for music.
4. Good mood set for this piece.


#### VII. OVERALL PERFORMANCE

1. Well prepared and played.
2. You show poise and confidence at the piano.
3. Firm commanding beginning.
4. Good firm chords at end.
5. Good strong, steady beginning!
6. You play with confidence.
7. Very musically played - controlled and confident.
8. You have talent and feeling for music!
9. You are a talented student.
10. Keep working to further develop your natural ability!
11. Everything you played was well prepared.

## VIII. PEDAL

1. Clean pedaling throughout.
2. Blurred pedaling was excellent in this Impressionistic piece.
3. Very clean pedaling.
4. Excellent use of una corda.
5. Excellent syncopated pedaling.
6. Be sure to clear the pedal with chord changes.

## IX. PHRASING

1. Connect all the notes in a phrase.
2. What nice phrasing!
3. I enjoyed your well shaped phrasing and dynamic contrast.
4. Lovely smooth phrasing.
5. Shape your phrases more with 
6. Be careful to soften the ends of phrases.
7. Well shaped phrases.

## X. RHYTHM

1. Rhythmically perfect!
  2. Lifting waltz feeling.
  3. Rhythmically sound!
- A. Accents
1. Your accents are crisp and right on!
  2. Your use of the natural accents makes this piece move along rhythmically.
- B. Steady beat
1. Need a stronger sense of rhythm.
  2. Made me feel like dancing!
  3. Nice sense of rhythm.
  4. Keep steady tempo throughout.
- C. Flexibility
1. You handled the complicated rhythm nicely.
  2. You aren't bothered by changing rhythms.

## XI. TECHNIQUE

- A. Arm and wrist ease
1. Your arpeggio passages are gracefully done with little elbow movement.
- B. Fingers
1. Control your fingers.
  2. You have really worked on finger control!
  3. Excellent finger control on fast passages!
- C. Fluency
1. Wonderful dexterity on 16th notes.
  2. Work for smooth running notes.
  3. Be sure the 16th notes are clear.
  4. Very even fingers.
- D. Position at Keyboard
1. Sit back for more freedom.
  2. Lovely position at the piano.
- E. Hand Position
1. Keep wrist up so it's easier to pass the thumb under.
  2. When 5th finger is curved it supports the hand more.
  3. Beautiful hand position!

## XII. TONE QUALITY

1. Such brilliant sounds!
- A. Warm
  1. I really like your tone. Your chords are full and rich.
- B. Vitality
  1. You played with so much verve and excitement!
  2. You played with such energy!
- C. Legato/blending
  1. Good, fluid legato texture.
- D. Singing tone
  1. Make the melody sing out.
  2. You-use excellent singing tones on the melody.
  3. Make the tranquillo parts sing out sweetly.
- E. Sensitivity
  1. What a sensitive musician--you played with feeling.
  2. Such sensitivity and feeling! You made an overall picture of beauty!
  3. Beautiful, sensitive playing!
  4. Such a lyrical presentation of the melodic line!
- F. Weight of fingers into the keys
  1. The weight of your fingers into the keys gave you a beautiful tone!

## XIII. COMMENTS APPLICABLE TO DUETS

1. Be sure you're both ready to begin together.
2. Togetherness is the key!
3. Listen to each other.
4. Super on the dynamics and ensemble!
5. Need more togetherness.
6. Lovely well-balanced performance.
7. Secondo--bring out your melody here.
8. Good balance between parts.
9. Nice ensemble.
10. The ensemble needs a little more work.
11. Secondo is a little heavy.
12. The principal part was clearly heard.
13. Very good balance between partners.
14. You listened to each other and achieved a fine balance.
15. Secondo--don't drown primo!
16. You sound as one!
17. You two make a great team.
18. Nice secondo melody.

## ELEMENTS TO CONSIDER WHEN EVALUATING SIGHT READING

### I. CORRECT NOTE READING - ANY PROBLEMS WITH

- A. White key notes?
- B. Notes affected by Key Signature?
- C. Notes affected by accidentals?
- D. Notes affected by previous accidental in measure?
- E. Reading in bass clef?
- F. Reading in treble clef?
- G. Reading chords?
- H. Reading the melodic line?

### II. RHYTHM

- A. Proper counting?
- B. Steady beat?

### III. TEMPO

- A. Appropriate for marking (allegro, adagio, etc.)?
- B. Did student observe tempo changes in the music?

### IV. ARTICULATION

- A. Staccatos crisp?
- B. Legatos connected?
- C. Slurs connected and released?
- D. Accents - Could you hear them? Were they too loud?
- E. Tenuto stressed?
- F. Fermatas held?
- G. Did student play cleanly?

### V. WERE DYNAMICS OBSERVED?

### VI. PEDAL

- A. Was pedaling used appropriately in the piece?

### VII. MUSICALITY

- A. Was the piece played musically?

Here's another list of phrases to inspire those you evaluate, and (maybe) your own kids, too...

**"SAY SOMETHING POSITIVE!"**


(Or...as the Campbell kid would say, "My evaluation was Mmm good!")

University psychology studies have proven that pointing out to a student what's wrong is not nearly as effective in bringing about the desired change as giving positive comments. Negative comments can reinforce the wrong performance. A positive comment builds confidence and the desire to do better. In the average home a child receives only one positive response for every twenty-one negative responses (1:21). In school the ratio is thirteen negatives to one positive (13:1). Consideration of the following principles may help us be more positive, and thus improve students' performances for the better..... and sooner rather than later.....

**1) EVALUATION SHOULD BE POSITIVE, PLEASANT AND IMMEDIATE**

**2) GIVE RECOGNITION FOR EVEN THE SMALLEST ACCOMPLISHMENTS**

At an evaluation when you start writing comments, if right off you can't think of anything positive to say, leave the first two lines blank; then start writing your critique about needed improvements on the third line. By the end of the of something pertinent and back and write on the first try to end with an uplifting written CM remarks should sandwich: the "meat" in the positive "stuff" (bread). comments to help stimulate digestive) juices. It's you start looking for the looking for the negative), you uplifted, rather than so you may have heard before



evaluation time you'll think pleasant to go two blank lines. In addition, remark. Consider that your be formatted like a middle, surrounded by the Here are some positive your own creative (but not interesting to note that when positive FIRST (instead of may find that you too are drained at day's end. As on TV, "Try it; you'll like it!"

**POSITIVE, MOTIVATIONAL  
PHRASES**

Great job!  
First rate!  
Beautiful!  
Wow!  
Super!  
You're special!  
Outstanding!  
Bravo!  
Hurray for you!  
Sounding good!  
You're on target.  
Dynamite!

You're unique!  
Nothing can stop you now!  
I like you!  
Remarkable job!  
Beautiful work!  
Spectacular!  
Great discovery!  
You did it!  
You've discovered the secret!  
You figured it out!  
Hip, Hip Hurray!  
Bingo!

You're doing much better!  
Dandy!  
How nice!  
How smart!  
You're on your way  
Hot Dog!  
Your playing gets better  
every week!  
Magnificent job!  
You really have been  
practicing!  
Way to go!  
Fine work!  
Best ever!  
Looking good!  
You're on top of it.  
Wonderful!  
What a good listener!  
You've just about got it  
You're a gem!  
Great improvement!  
Tremendous!  
This is top notch!  
You're on your way!  
A fine, fine job!  
You're tops!  
Hey, take a bow!  
Applause is due!  
Superior!  
Amazing!  
I bet your teacher loves you!  
Well done!  
Remarkable!  
That's incredible!  
Now you've got the hang of  
it!  
This is much better!  
Excellent effort!  
You're doing much better!  
Excellent effort!  
Fantastic!  
Thanks! (so much)  
Super Work!  
Outstanding!

You've improved!  
I'm (so) proud of you!  
Fabulous!  
Very nice of you!  
Perfect.  
You're getting there.  
Thanks for helping.  
You can do it!  
Excellent!  
I support you.  
Thanks for being honest.  
Great idea!  
How artistic! (Very artistic.)  
(What) careful work!  
Very nice of you!  
I like you! (I like your  
work!)  
You put a smile on my face!  
That's neat!  
Great try!  
You've got it now.  
Wonderful imagination!  
You're right.  
You're sweet.  
Great answer!  
You've got heart!  
You've earned a big hug!  
You brighten my day!  
Super job!  
You're (so) smart!  
Phenominal (work)!  
You are a winner!  
You make me happy!  
You're special!  
Lean on me.  
You've got what it takes.  
You're #1.  
How clever! (Very clever!)  
How thoughtful! (Very  
thoughtful.)  
Terrific improvement!  
You're super!  
Great smile!  
That's a great idea!  
Absolutely smashing!

Good for you!  
You're delightfull  
Right on!  
Great!  
Thanks for sharing.  
Marvelous.  
I trust you.  
You're getting better.  
You deserve a star!  
Very good!  
I'm impressed!  
Exceptional!  
You're an angel!  
You're fun!  
Thanks for caring.  
You're a big help!  
You're a real pal!  
You're a super listener.  
You're a joy!  
Listen to you!  
You've made progress!  
You're neat!  
You're a champ!  
Beautiful!  
Great imagination!  
You'll get it.  
I've got faith in you.  
Keep trying.  
Much better!  
Well done! You're on the  
mark!  
You're a real friend.  
How original! (Very original.)  
You're the best!  
You're the greatest!  
You're a gem!  
I support you.  
Thanks for being honest.  
Great idea!  
How artistic! (Very artistic.)  
(What) careful work!  
Very nice of you!  
I like you! (I like your  
work!)  
You put a smile on my face!

**One Hundred Positive Phrases**  
Courtesy of Dr. Louise Earhart and  
the  
Long Beach Unified School District

1. I love your work.
2. You're great!
3. Great job!
4. Terrific!
5. Thanks! (so much)
6. Super Work!
7. Outstanding!
8. I'm (so) proud of you!
9. Fabulous!
10. Perfect.
11. You're getting there.
12. Wonderful!
13. You make me happy!
14. You're special!
15. Lean on me.
16. Thanks for helping.
17. You can do it!
18. Excellent!
19. You're super!
20. Great smile! Also 😊
21. That's a great idea!
22. You're the best!
23. Way to go!
24. Good for you!
25. You're delightful!
26. You did it!
27. Right on!
28. Great!
29. Thanks for sharing.
30. Looking good!
31. Marvelous.
32. I trust you.
33. You're getting better.
34. Fantastic!
35. You deserve a star!
36. You've improved!
37. Very good!
38. I'm impressed!
39. Exceptional!
40. You're an angel!
41. You're fun!
42. Thanks for caring..
43. You're a big help!
44. You're very responsible.
45. You're a real pal!
46. You're a super listener.
47. You're a joy!
48. You're tops!
49. You're considerate.
50. Nice work!
51. You're a gem!
52. Dynamite!
53. Hooray for you!
54. I listen to you.
55. You're on your way (up).
56. You've made progress!
57. You're neat!
58. You're a champ!
59. Beautiful!
60. Great imagination!
61. You'll get it.
62. Keep up the good work!
63. You're very brave.
64. Good Sport!
65. Sounds great!
66. What would I do without you?
67. You've got what it takes.
68. You're #1.
69. How clever! (Very clever!)
70. How thoughtful! (Very thoughtful.)
71. How original! (Very original.)
72. You're on the mark!
73. You're a real friend.
74. You're the greatest!
75. I've got faith in you.
76. Keep trying.
77. Much better!
78. Well done!
79. I support you.
80. Thanks for being honest.
81. Great idea!
82. How artistic! (Very artistic.)
83. (What) careful work!
84. Exceptional!
85. Very nice of you!
86. I like you! (I like your work!)
87. You put a smile on my face!
88. That's neat!
89. Great try!
90. You've got it now.
91. Wonderful imagination!
92. You're right.
93. You're sweet.
94. Great answer!
95. You've got heart!
96. You've earned a big hug!
97. You brighten my day!
98. Super job!
99. You're (so) smart!
100. Phenomenal (work)!

## **Evaluating Hints**

### **When evaluating never:**

1. say a teacher is a poor one.
2. be uninterested in a poor performance
3. solicit a student—"if you were my student you would know how to...."
4. teach
5. ask the student "who is your teacher?"
6. tell a student "you made Honors or Convention"

### **When Evaluating do:**

1. be positive – make criticism constructive
2. stay on time
3. know what branch rules are
4. time technique –if a student is too slow use time as an excuse to stop. Score technique incomplete.
5. be flexible—reinvent paper work if it is lost etc.
6. dress appropriately—no blue jeans and tennis shoes.

## To Stimulate Creative Performances

Aggravated  
Agitated  
Angry  
Bell-like  
Bewitching  
Blatant  
Bold  
Boring  
Brilliant  
Brisk  
Calm  
Capricious  
Carefree  
Cascading  
Charming  
Chorale-like  
Complaining  
Coy  
Cute  
Dancing  
Daring  
Dejected  
Delicate  
Depressed  
Desperate  
Determined  
Dramatic  
Dreamy  
Drifting  
Dynamic  
Ecstatic  
Elegant  
Energetic  
Erratic  
Exalted  
Excited

Explosive  
Expressive  
Fantastic  
Ferocious  
Fleeting  
Flickering  
Flirtatious  
Flowery  
Forceful  
Frenzied  
Frightening  
Frolicsome  
Funny  
Gay  
Gentle  
Ghostly  
Gliding  
Glistening  
Graceful  
Grand  
Gutsy  
Haggard  
Happy  
Haughty  
Heavenly  
Heavy  
Heroic  
Hopeful  
Huge  
Humorous  
Hurting  
Intimate  
Introspective  
Irritated  
Jittery  
Jolly

Jovial  
Joyous  
Light  
Lively  
Lovingly  
Lulling  
Magical  
Majestic  
Marked  
Meandering  
Melancholy  
Merry  
Mischievous  
Mourning  
Muffled  
Murky  
Murmuring  
Mysterious  
Nasty  
Nervous  
Nonchalant  
Nostalgic  
Ostentatious  
Passionate  
Peaceful  
Pensive  
Pious  
Pleading  
Pompous  
Powerful  
Pristine  
Proud  
Raging  
Religious, *Reverent*  
Resigned  
Rippling

Roaring  
Sensitive  
Serious  
Shrill  
Shy  
Simple  
Singing  
Sleepy  
Sly  
Sneaky  
Soaring  
Sparkling  
Speaking  
Speedy  
Stealthy  
Stilted  
Stormy  
Strong  
Sullen  
Superficial  
Swinging  
Teasing  
Tender  
Touching  
Tragic  
Tranquil  
Triumphant  
Unaffected  
Unruly  
Uplifting  
Wallowing  
Weighty  
Witty

## Lee's List of Phrasemakers

### Descriptive Adjectives

Thoughtful  
Controlled  
Precise  
Suitable  
Proper  
Clean  
Natural  
Secure  
Prominent  
Elegant  
Artistic  
Light  
Supple  
Delicate  
Airy  
Animated  
Brisk  
Playful  
Rippling  
Smooth  
Lyric  
Fluid  
Flowing  
Silky  
Angelic  
Singing  
Warm  
Graceful  
Refreshing  
Rich  
Lush  
Sumptuous  
Passionate  
Impressionistic  
Cheerful  
Spirited  
Robust  
Syncopated  
Emphatic  
Vigorous  
Intense

### Qualitative Adjectives

Appropriate  
Accurate  
Effective  
Sound  
Solid  
Satisfying  
Pleasing  
Pleasant  
Musical  
Good  
Nice  
Fine  
Charming  
Lovely  
Neat  
Enjoyable  
Delightful  
Enchanting  
Splendid  
Beautiful  
Impressive  
Striking  
Great  
Super  
Excellent  
Exquisite  
Flawless  
First rate  
Top Notch  
Remarkable  
Perfect  
Wonderful  
Superb  
Amazing  
Exceptional  
Outstanding  
Terrific  
Dazzling  
Superior  
Fabulous  
Marvelous  
Tremendous

Amazing  
Fantastic  
Brilliant  
Incredible  
Stunning  
Smashing  
Spectacular  
Dynamite  
Phenomenal  
Magnificent  
Stupendous

### Nouns

Observation of  
Time Signature  
Key Signature  
Attention to  
Detail  
Technique  
Dexterity  
Energy  
Expression  
Expressiveness  
Sensitivity  
Sensibility  
Emotion  
Feeling  
Shading  
Voicing  
Phrasing  
Dynamics  
Balance  
Interpretation  
Mood  
Understanding  
Fluency  
Confidence  
Poise  
Position  
Hand Position  
Weight  
Tone

Beginning  
Ending  
Notes  
Accidentals  
Sharps  
Flats  
Chords  
Rests  
Tempo  
Pace  
Speed  
Rhythm  
Counting  
Beat  
Timing  
Syncopation  
Articulation  
Ornaments  
Legato  
Staccato  
Bounce  
Portato  
Pedaling  
Contrast  
Style  
Flavor  
Pizzazz  
Flair  
Polish  
Performance

## EVALUATION HELP

ARTICULATION  
DYNAMICS/SHADING/CONTRAST  
TEMPO/RHYTHM  
MUSICAL EXPRESSION/INTERPRETATION/MUSICALITY  
PHRASING  
BALANCE OF HANDS/ VOICING  
MEMORY  
STAGE PRESENCE/BENCH  
PEDALING  
EMBELLISHMENTS  
TEACHER  
ENDINGS

## WORDS TO KEEP IT INTERESTING

AWESOME	ADORABLE		
BEAUTIFUL	BOLD		
CHARMING	CAPABLE	CONTRAST	CAREFUL
DRAMA	DEVELOPED	DELIGHTFUL	
EXCELLENT	ENCHANTING	EXTREMELY	
FULL	FUN	FINE	FABULOUS
FANTASTIC	FLUID		
GOOD	GOOD FOR YOU	GRACEFUL	GREAT
HAPPY	HARMONIOUS		
IMPRESSIVE	INCREDIBLE	INTERESTING	
JAZZY	JOYOUSE		
KUDOS	KOOL!	KEEP IT UP	
LOVELY	LANGOUROUS		
MAGICAL	MAGNIFICENT	MARVELOUS	MATURE
NICE	NEAT		
OPPORTUNE	OBSERVE	OODLES	OK
PRECISE	POWERFUL		
QUITE NICE	QUAINT	QUALITY	QUINTESSENTIAL
RICH	RIGHT ON	RADICAL	
SHAPE	SOLID	STRONG	SUPER
TERRIFIC	TA DAH!		
UNBELIEVABLE	UPBEAT		
VALID	VALUABLE	VERY (ANYTHING)	
WONDERFUL	WOW	WHOOPEE	WELL DONE
X-tra AWESOME			
YEAH!!	YAHOO		
ZIPPY	ZEST		



"Tom"

# TOM'S TWELVE TERRIFIC TAKE-ALONGS (which he totes to every evaluation)

Courtesy of Tom Daellenbach, Long Beach Branch  
with Additional Suggestions by D'Anne Rygg, S. F. West Valley  
and Marilyn Holmberg, CM Evaluator Chair, South

**Tom's Original List** (Tom keeps these items packed in his briefcase so they are all ready to go on a moment's notice, whenever he is called to evaluate.)

1. A pocket dictionary
2. A small music dictionary
3. Sharpened pencils
4. Eraseable pens
5. A small calculator
6. Syllabus
7. A small clock
8. A stop watch
9. A clip board for the Evaluator's Schedule
10. "Post-it" notes (for short notes to teachers or to remind himself of something)
11. A yellow highlighter/marking pen
12. White Out



## D'Anne Rygg's Additions (from a woman's point of view)

13. A sweater and a coat and gloves (for those sub-zero evaluation rooms)
14. A box of tissues (like Kleenex)
15. Blank sheets of paper for longer notes to teachers or students
16. *The Source Book and Index* (available from Conejo Valley Branch)

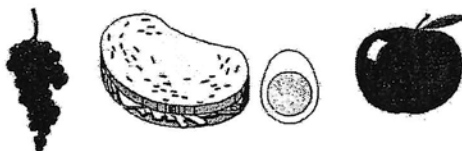


## Marilyn's Additions, Inspired by Hearing Evaluators' Woes....


17. A Thomas Guide (map book) so you can find yourself if you get lost .....



18. Some nourishing and substantial snacks to get you through the day in case



the Branch's lunch is, ah, minimal...

19. An optimistic outlook  and a **POSITIVE ATTITUDE!!**



20. The ability to adjust and cope: No matter WHAT, one MUST .....

# BE FLEXIBLE !!