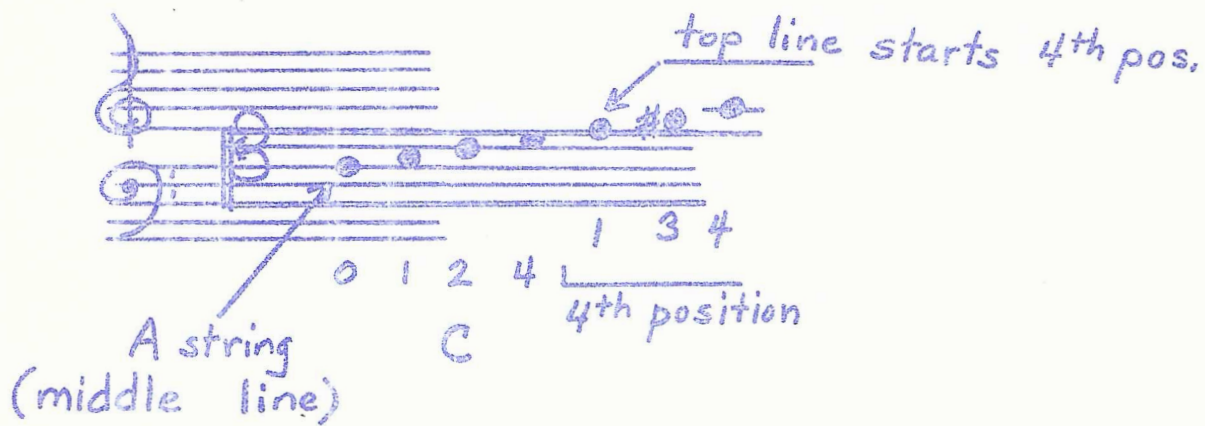




Learning Tenor Clef

the tenor clef is a C clef - it points to middle C



Twinkle



No. 1 Gavotte by Martini

① *mf*

② *p*

play theme

① softly, then theme ③

③ *f*

pp

theme ①
then ④

④ *f*

theme ①
first line softly
second line *mf*

⑤ *f*

mf

theme ①
then ⑥

⑥ *p*

mf

p

theme ①
first line softly
second line *mf*

f

Humoresque Dvorak

arr. for String Trio K Andreas

Slowly!

Pizz.

p

9 Arco

mf

rit.

17 a tempo Pizz.

p

rit.

25 Arco

f

rit.

33 a tempo

Two staves of music in bass clef with a key signature of one flat. The first staff starts with a forte (f) dynamic and a hairpin crescendo. The second staff continues with a forte (f) dynamic and ends with a ritardando (rit.) marking. A fermata is placed over the final note of the second staff.

41 Pizz. a tempo

Two staves of music in bass clef with a key signature of two sharps. The first staff begins with a piano (p) dynamic and a hairpin crescendo, marked with Pizzicato (Pizz.). The second staff continues with a piano (p) dynamic, marked with arco, and ends with a ritardando (rit.) marking and a piano-piano (pp) dynamic. A fermata is placed over the final note of the second staff.

49 Arco a tempo

Two staves of music in bass clef with a key signature of two sharps. The first staff starts with a mezzo-forte (mf) dynamic and a hairpin crescendo, marked with Arco. The second staff continues with a mezzo-forte (mf) dynamic and ends with a molto ritardando (molto rit.) marking and a pianissimo (ppp) dynamic. A fermata is placed over the final note of the second staff.

Four sets of empty musical staves, each consisting of five lines, provided for additional notation.

No. 4 Humoresque

Second Position

2 1 4 2 1 4 2

softly!

Second Position

Second Theme

Third Position

3 2 1 3 2

on D

play first 2 lines, then:

8 then first 2 lines,
sixth line,

Second Theme (except last measure:)

PPP

Gavotte

Becker (Book 3)

$\text{♩} = 63$

Handwritten musical score for Gavotte in G major, 3/4 time, by Becker (Book 3). The score consists of 14 staves of music. It begins in G major (one flat) and ends in G major (one sharp). The tempo is marked as quarter note = 63. The score includes various musical notations such as slurs, accents, and dynamic markings like *p*, *mf*, and *f*. Fingerings and articulation marks are also present throughout the piece.

No. 5 Gavotte by Becker

Third Pos. $\overset{1}{\vee}$ $\overset{2}{\vee}$ $\overset{1}{\vee}$ 4 1 3 4 3 1 0

① p

play 1st line again then third line

② Second Pos. $\overset{3}{\square}$ $\overset{1}{\vee}$ $\overset{2}{\vee}$ $\overset{3}{\vee}$

ff

1st Pos. $\overset{1}{\vee}$ 3 4 3 1 b 1 | 1 2 | 0 4

to line 5

second time

to line 6

Fourth Pos. $\overset{2}{\square}$ $\overset{1}{\vee}$ $\overset{2}{\vee}$ $\overset{3}{\vee}$

4 2 1

back to ②

③ play first line again then seventh line

1 2 4 | 2 1 4 | b 1 4 | 2

Third Pos. $\overset{1}{\vee}$ 4 3 1 3 $\overset{2}{\vee}$ | 1st Pos. 2 0

play 1st line then last line

1st Pos. 4 0 1 1 2 4

4th pos. $\overset{2}{\vee}$ 2 1 4 2 1 0 4

④

play 1st line again, then 3rd line

⑤

play ④ theme again, then ALL of the 1st page

♩ = 138

No. 6 Gavotte in D Major

Bach

Handwritten musical notation for the first system of the Gavotte in D Major. It consists of three staves in bass clef with a key signature of two sharps (D major). The first staff has a 4/4 time signature and a forte (f) dynamic. The second staff continues the melody with a forte (f) dynamic. The third staff includes a double bar line and a repeat sign, with fingerings 3, 1, 4, 2, 0, 1, 0, 4, 2, 4, 1, 3, 1, 1. There are red 'X' marks above some notes in the third staff.

Handwritten musical notation for the second system of the Gavotte in D Major. It consists of three staves in bass clef with a key signature of two sharps (D major). The first staff has a double bar line and a repeat sign, with fingerings 1, 4, 3, 4, 3, 1, 3, 1. The second staff has a piano (p) dynamic and fingerings 4, 4, 3, 4, 3, 1, 4, 3, 1. The third staff has fingerings 3, 4, 3, 4, 3, 1, 3, 1.

Handwritten musical notation for the third system of the Gavotte in D Major. It consists of two staves in bass clef with a key signature of two sharps (D major). The first staff has a piano (p) dynamic and fingerings 4, 2, 1, 1, 4. The second staff has fingerings 4, 3, 1, 3, 1.

f

1: arco
2: pizz.

No. 7 Bach Bourrée'

Bass clef, key signature of one sharp (F#), common time (C). The first staff contains the initial rhythmic pattern of the piece.

Second staff, starting with a piano (*p*) dynamic marking. It includes a repeat sign at the end of the line.

Third staff, starting with a mezzo-forte (*mf*) dynamic marking. It includes a piano (*p*) dynamic marking later in the line.

Fourth staff, featuring a forte (*f*) dynamic marking and a double bar line with repeat dots.

Fifth staff, featuring a forte (*f*) dynamic marking and a piano (*p*) dynamic marking.

Sixth staff, starting with a pianissimo (*pp*) dynamic marking and ending with the word "Fine" and a repeat sign.

Seventh staff, key signature changes to two flats (Bb, Eb). It starts with a piano (*p*) dynamic marking.

Eighth staff, featuring fingering numbers (2, 4, 2, 1, 2) and a repeat sign.

Ninth staff, starting with a mezzo-forte (*mf*) dynamic marking and ending with a forte (*f*) dynamic marking and a second ending bracket.

Tenth staff, featuring a piano (*p*) dynamic marking and a double bar line with repeat dots.

Eleventh staff, featuring a double bar line with repeat dots and a sharp sign (#) above the final note.

Twelfth staff, ending with the instruction "D.C. al Fine".

Seitz Concerto No. 2

Handwritten musical score for Seitz Concerto No. 2, bass clef, key of D major, 6/8 time signature. The score includes various musical notations such as rests, notes, slurs, and fingerings. It features a "Solo" section with intricate patterns and a "Coda" section marked "faster". The score is written on ten staves.

Key signature: D major (one sharp)
Time signature: 6/8

Notations and markings include:
- Rests: 7, 4, 10
- Dynamics: *piano*
- Section markers: Solo, Coda
- Performance instruction: *faster*
- Fingerings: 1, 2, 3, 4, 0, 2, 1, 4, 3, 1, 4
- Accents: $\hat{\cdot}$
- Slurs: \frown
- Trills: tr
- Coda symbol: \oplus

Cello

MAZURKA

Mlynarski

IV pos.

First system of musical notation for the cello part. It begins with a treble clef, a key signature of one sharp (F#), and a 3/4 time signature. The first measure contains a whole rest with a '7' above it. The second measure has a fermata over a quarter note. The third measure starts with a forte 'f' dynamic and a bowing mark. The rest of the system consists of eighth notes with various fingering numbers (1, 2, 3, 4) and bowing marks. The system ends with a double bar line and a '4' above the final note.

Second system of musical notation. It starts with a treble clef, key signature of one sharp, and a 3/4 time signature. The first measure has a bowing mark and fingering '1'. The second measure has a bowing mark and fingering '4'. The third measure has a bowing mark and fingering '4'. The fourth measure has a bowing mark and fingering '1'. The fifth measure has a bowing mark and fingering '1'. The sixth measure has a bowing mark and fingering '4'. The seventh measure has a bowing mark and fingering '2'. The eighth measure has a bowing mark and fingering '4'. The ninth measure has a bowing mark and fingering '1'. The tenth measure has a bowing mark and fingering '4'. The system ends with a double bar line and a '1' above the final note.

Third system of musical notation. It starts with a treble clef, key signature of one sharp, and a 3/4 time signature. The first measure has a bowing mark and fingering '1'. The second measure has a bowing mark and fingering '4'. The third measure has a bowing mark and fingering '4'. The fourth measure has a bowing mark and fingering '1'. The fifth measure has a bowing mark and fingering '4'. The sixth measure has a bowing mark and fingering '3'. The seventh measure has a bowing mark and fingering '4'. The eighth measure has a bowing mark and fingering '0'. The ninth measure has a bowing mark and fingering '1'. The tenth measure has a bowing mark and fingering '2'. The eleventh measure has a bowing mark and fingering '4'. The twelfth measure has a bowing mark and fingering '4'. The system ends with a double bar line and a '3' above the final note.

Fourth system of musical notation. It starts with a treble clef, key signature of one sharp, and a 3/4 time signature. The first measure has a bowing mark and fingering '1'. The second measure has a bowing mark and fingering '4'. The third measure has a bowing mark and fingering '4'. The fourth measure has a bowing mark and fingering '1'. The fifth measure has a bowing mark and fingering '4'. The sixth measure has a bowing mark and fingering '3'. The seventh measure has a bowing mark and fingering '1'. The eighth measure has a bowing mark and fingering '0'. The ninth measure has a bowing mark and fingering '4'. The tenth measure has a bowing mark and fingering '4'. The system ends with a double bar line and a '3' above the final note.

Fifth system of musical notation. It starts with a treble clef, key signature of one sharp, and a 3/4 time signature. The first measure has a bowing mark and fingering '1'. The second measure has a bowing mark and fingering '3'. The third measure has a bowing mark and fingering '3'. The fourth measure has a bowing mark and fingering '3'. The fifth measure has a bowing mark and fingering '1'. The sixth measure has a bowing mark and fingering '0'. The seventh measure has a bowing mark and fingering '4'. The eighth measure has a bowing mark and fingering '3'. The system ends with a double bar line and a 'pizz.' marking.

Mazurka - page 2

2

Handwritten musical notation for exercise 2, featuring bass clef, key signature of one sharp (F#), and dynamic marking 'p'. It includes fingering numbers (3, 1, 0, 4, 2, 4), articulation marks (accents, slurs), and technical instructions like 'extend' and finger positions (III $\frac{1}{2}$ pos., IV pos., I pos.).

3

Handwritten musical notation for exercise 3, featuring bass clef, key signature of one sharp (F#), and dynamic marking 'p'. It includes fingering numbers (4, 2, 4), articulation marks (accents, slurs), and technical instructions like 'ritard'.

Handwritten musical notation for exercise 4, featuring bass clef, key signature of one sharp (F#), and dynamic marking 'ff'. It includes trill markings ('trill', 'tr'), accents, and technical instructions like '13' and 'III pos.'.

4

Handwritten musical notation for exercise 5, featuring bass clef, key signature of one sharp (F#), and dynamic marking 'f'. It includes fingering numbers (4, 3, 4) and the instruction 'same as first page'.

Mazurka - page 3

III pos

4

6

3 1

I

7

III 1/2 pos

ritard

mf

8

9

faster

10

IV pos. A

trill 12

tr. 12

tr. 12

tr. 12

II 1/2 pos.

IV pos.

II 1/2 pos.

IV pos.

Mazurka - page 4

same as first page and second page to 4

then play first page again to 1, then:

Lullaby by Schubert

Slowly \square

Handwritten musical notation for the first system of Schubert's Lullaby. It consists of two staves in bass clef with a key signature of one sharp (F#) and a 4/4 time signature. The melody is written on the upper staff with a square box above the first measure. The accompaniment is on the lower staff. The music features a simple, lullaby-like melody with a dotted quarter note and an eighth note pattern.

Handwritten musical notation for the second system of Schubert's Lullaby. It consists of two staves in bass clef with a key signature of one sharp (F#). The melody continues on the upper staff, and the accompaniment is on the lower staff. A dynamic marking 'p' (piano) is written below the first measure of the lower staff.

Lullaby by Brahms

Slowly

Handwritten musical notation for the first system of Brahms' Lullaby. It consists of four staves in bass clef with a key signature of one flat (Bb) and a 3/4 time signature. The melody is written on the top two staves, and the accompaniment is on the bottom two staves. The music features a more complex melody with eighth and sixteenth notes. Dynamic markings include 'p' (piano) and 'v' (accent).